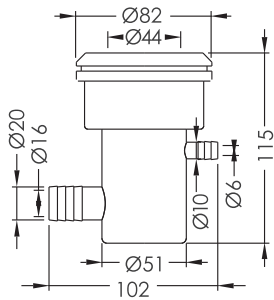


EYEBALL JET AND JET BODY

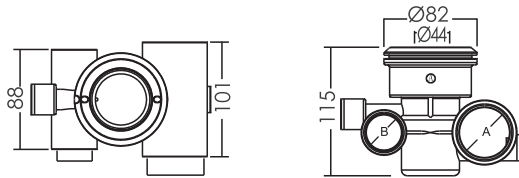
Φ10mm Barb Air & Φ20mm Barb Water, Ell Body

Model	Code	Colour	Material	Flow Rate (L/min)
EM0021	88100112	White	PVC	53



Φ32mm Air Φ50mm Water Tee Body

Model	Code	Colour	Material	Flow Rate (L/min)
EM0031	88100212	White	ABS	76

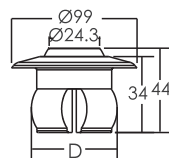


	A	B		A	B
1/2"	mm	mm	1/2"	mm	mm
Metric	Ø50	Ø33	Imperial	Ø48	Ø33



Eyeball Standard Jet

Model	Code	Colour	Material	Flow Rate (L/min)
EM3301	88092512	White	ABS	69

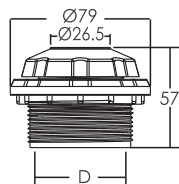
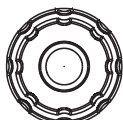


D (mm)	
1/2" Metric	Ø47
1/2" Imperial	Ø44.5
2" Imperial	Ø55.5



Eyeball Jet

Model	Code	Colour	Material	Flow Rate (L/min)
EM3302	88092612	White	ABS	69



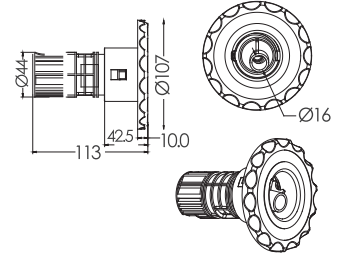
D (mm)	
1/2" Metric	Ø50
1/2" Imperial	Ø48



SPA JET

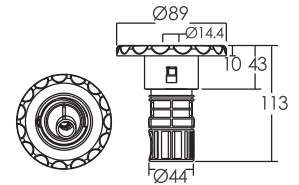
Swirl Jet

Model	Code	Flow Rate (L/min)
EM0018	88090712	17



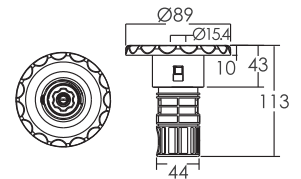
Swirl Jet

Model	Code	Flow Rate (L/min)
EM0028	88090512	17



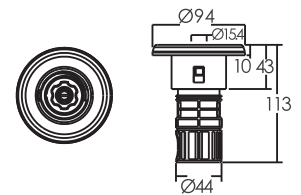
Standard Jet

Model	Code	Flow Rate (L/min)
EM0034	88090412	17



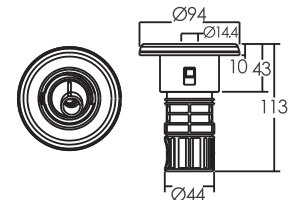
Smooth Face Standard Jet

Model	Code	Flow Rate (L/min)
EM0044	88090812	17



Smooth Face Swirl Jet

Model	Code	Flow Rate (L/min)
EM0048	88090912	17



Standard Jet

Model	Code	Flow Rate (L/min)
EM0064	88090612	17

